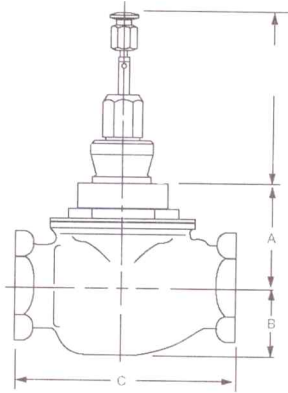
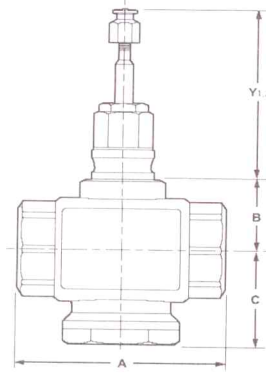


Valve Dimensions, (if Known). Please fill in as appropriate.



Two Way



Three Way

If valve height, with actuator attached, is an issue, please indicate maximum allowable height.

Valve Piping (if known):

Two-Way Valve Piping Diagram
(1 Input, 1 Output)

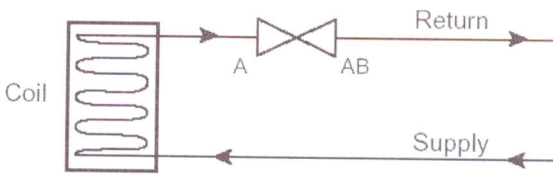


Fig A

Three-Way Mixing Valve Piping Diagram
(2 Inputs, 1 Output)

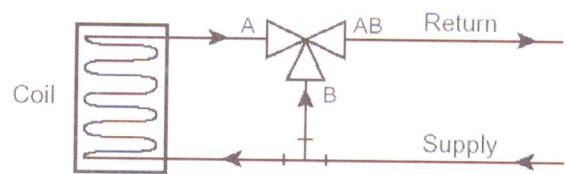


Fig B

Three-Way Diverting Valve Piping Diagram
(1 Input, 2 Outputs)

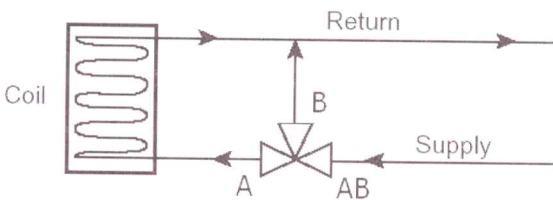


Fig C (side inlet)

Three-Way Diverting Valve Piping Diagram
(1 Input, 2 Outputs)

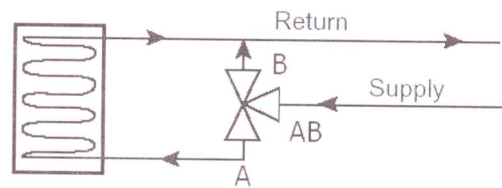


Fig D (bottom inlet)

Circle your configuration