

MC Toolkit

Rugged & Intrinsically Safe models

Model MCT202 Specification

34-ST-03-80 October 2010



Features

Configures any Honeywell DE device: ST3000 pressure and STT3000 temperature transmitters.

- Configures any HART® device with a published HART Device Descriptions (DD), regardless of device manufacturer.
- Supports easy downloading of any new vendor's DD files via a PC connection.
- Intuitive graphical user interface provides simple navigation and device configuration.
- Available in three versions handling almost any environmental condition: Figure 1
 - Ruggedized version- Environmentally hardened with no approvals.
 - Zone 2 approvals: Intrinsically-safe version available with FM Class I, Div 2 and ATEX Zone 2 approvals.
 - Zone 1 approvals: Intrinsically-safe version available with FM Class I, Div 1 and ATEX Zone 1 approvals.
- Fully supports all HART 5.X, HART6.X and wired HART7.X. Commands and utilizes DD-IDE/SDC 625 technology and "Open" Tools standard.

Benefits

- Supports transmitter diagnostic and on-line monitoring as well as transmitter calibration.
- Standardizes both HART and DE field instrument configuration with one hand-held device. Configuration of common, universal and specific device commands is supported.
- User interface provides detailed explanations and sub-menus during the configuration process for ease of operation for even the casual user.

Figure 1
MCT202 Selectable versions (Ruggedized, Zone 2 and Zone 1 Intrinsically safe)



Ruggedized



Zone 2



Zone 1

Benefits (continued)

- Supports communication with HART devices when the operator is performing the following functions:
 - Initial device configuration
 - Starting a method
 - Changing a configuration parameter
 - Determining the actual “state” or process variable of a particular device
 - Activating a device’s internal diagnostic functions.
 - Avoid obsolescence issues when vendors publish new DD files
 - Download new device descriptions from the HART website.
 - Acquire the latest DD releases from the manufacture’s website including device descriptions not available from HART.
 - Honeywell FDC2.0 Application comes with built in DD manager which allows easy addition and deletion of DDs. FDC2.0 also supports IEC 61804-3 EDDL Standards.
 - Honeywell FDC2.0 Application has the facility to create custom views for easier and quicker access to device information.
 - Improved DD selection mechanism enables the following configuration options when the proper DD is missing
 - Use Generic DD ;Use previous version of DD or Always prompt the user
 - Incorporates data reasonability checks. Under given conditions, the MC Toolkit configurator will not accept configurations beyond device ranges reducing the likelihood of costly mistakes.
 - FDC2.0 application in the MCT 101/202 toolkit release 4.0 allows the user to capture one snapshot of the connected device’s configuration history. This history can be imported in to the FDM database. Available with FDM Release 301.1.1 and later.
- Benefits:
- Comprehensive Device database of all the on line and offline devices with FDM.
 - Ability to Schedule Device calibration.
 - FDC2.0 Application allows the user to import the device configuration parameters from FDM (Field Device Manager)

Description

The Honeywell MC Toolkit Configurator is a Pocket PC-based engineering and maintenance tool used to configure, monitor, diagnose and manage smart field instruments/devices. Designed specifically for ease-of-use and increased productivity, this multipurpose tool supports both HART and Honeywell’s Digitally Enhanced (DE) communication protocols. The MC Toolkit allows easy access to instrument configuration database parameters without the need for prior training, user manuals or previous experience. Each MC Toolkit comes loaded with all registered HART Device Description (DD) files and may be supplemented with non-published DD files at any time – so any HART new device can be configured as long as a DD can be downloaded. New DD files are easily downloaded and installed using ActiveSync software and the USB cable provided.





The MC Toolkit Configurator is loaded with two software applications:

1. The MC Toolkit software configures Honeywell DE devices
2. The FDC2.0 software configures non-Honeywell HART devices

The combination of these two applications enables true “Universal” configuration of HART devices and Honeywell DE devices.

The MCT202 is rated intrinsically safe for Zones 1& 2 for both FM C and ATEX.

Specification

MCT-202	
Pocket PC	i.roc 6XX (HP iPAQ hx2490 or equivalent)
Processor	Intel PXA270 520 MHz
Memory	128 MB ROM and 64 MB SDRAM 1 GB San Disk Flash Memory card
Operating System	Microsoft Windows Mobile 5.0
Display	3.5" Transflective TFT color with LED backlight 240 x 320 pixels, 64K color, touch screen
Power Supply	<p>Rechargeable Lithium-Ion battery plus new charger options</p> <div style="border: 1px solid black; padding: 5px;"> <p>All AC power options accept voltage inputs (Vac) of 90 - 264. Select the version required based on the input connection types available. Select using the pictures below.</p> <div style="display: flex; justify-content: space-around; align-items: center;"> <div style="text-align: center;">  US Type </div> <div style="text-align: center;">  EU Type </div> <div style="text-align: center;">  AU Type </div> <div style="text-align: center;">  UK Type </div> </div> </div>
Dimensions	(6 x 2.875 x 1.5 in) (15.24 x 7.3025 x 3.81 cm)
Weight	200 g (.4409 lbs)
Operating Temperature	-10 to +50°C (+14 to +122°F)
Storage Temperature	-20 to +60°C (-4 to +140°F)
Operating Humidity	10 to 90% RH
Memory Requirements	Approximately 51MB (includes all HART registered device descriptions). MC Toolkit software, including FDC2.0 and HART DD files, are loaded on flash memory card. The flash memory card in the MCT202 is not removable.
HART Device Description	Each MC Toolkit is loaded with a complete set of HART DD files available at the time of manufacture. If the device vendor has qualified their DD with the HART Foundation, the device description is assured of being compliant with the HON FDC2.0 Application. Additional DDs can be downloaded as new releases or new products become available through the ActiveSync connection.
Approvals	<p>European EMC Standards: EEC Directive 89/336 (EMC) CE Mark</p> <p>FM C-US: Intrinsically Safe – Class I, Div 1 Group A,B,C,D Non-incendive – Class I, Div 2 Group A,B,C,D</p> <p>ATEX: Intrinsically Safe – Ex II 2G EEx ia IIC T4 Type n – Ex II 3G EEx nL IIC T4 Dust ignition proof – Ex II 2D T99oC IP65; Ex II 3D T55oC IP65</p>

MCT202 Parts

		<p>i.roc 6XX (HP iPAQ Pocket PC) Integrated HART/DE modem 6' transmitter connector cable with one set of alligator clips and one set of EZ Clip connectors CD ROM (MC Toolkit + FDC2.0 software) MC Toolkit user manual i.roc user manual i.roc charger LG x 10 2 stylus pens 1 battery installed 1 GB SD card installed</p>
---	---	---

MCT202 Parts

Item Number	Description	MCT202
50036088	MC Toolkit Upgrade Kit: San Disk card loaded with MC Toolkit and FDC2.0 software plus HART DD files	
50018046-001	Transmitter connector cable with one set of Alligator clips and one set of EZ clips	Available
50017823-001	Stylus pens, set of two (2)	Available
50017828-001	Spare charger LG x 10 (US adaptor)	Available
50017828-002	Spare charger LG x 10 (EU adaptor)	Available
50017828-003	Spare charger LG x 10 (UK adaptor)	Available
50017828-004	Spare charger LG x 10 (AU adaptor)	Available
50017822-001	Leather carrying case	Available
50017824-001	Hand Strap	Available
50018626-001	Docking station with charger adapter and USB cable for computer interface	Available
50017827-001	Docking station with USB cable	Available
50017825-001	Charger adapter for docking station	Available
50018045-001	USB interface kit with charger cable	Available
51453286-501	Honeywell CD-ROM software (FDC2.0 and MC Toolkit software)	Available

Ordering information

For application assistance, current specifications, pricing, or name of the nearest Authorized Distributor, contact one of the offices below. Or, visit Honeywell on the World Wide Web at: <http://www.honeywell.com>.

ASIA PACIFIC

Control Products
Asia Pacific Headquarters
Phone: +(65) 6355-2828
Fax: +(65) 6445-3033

Asia Pacific Global Technical Support

Field Instruments
Phone: +65 6580 3156
Fax: +65 6445-3033

Process Instruments
Phone: (603) 76950 4777
Fax: (603) 7958 8922

Australia

Honeywell Limited
Phone: +(61) 7-3846 1255
FAX: +(61) 7-3840 6481
Toll Free 1300-36-39-36
Toll Free Fax:
1300-36-04-70

China – PRC - Beijing

Honeywell China Inc.
Phone: +(86-10) 8458-3280
Fax: +(86-10) 8458-4650

China – PRC - Shanghai

Honeywell China Inc.
Phone: (86-21) 5257-4568
Fax: (86-21) 6237-2826

China – PRC - Chengdu

Honeywell China Inc.
Phone: +(86-28) 8678-6348
Fax: +(86-28) 8678-7061

China – PRC - Xi'an

Honeywell China Ltd - Xi'an
Phone: +(86-29) 8833-7490
Fax: +(86-29) 8833-7489

China – PRC - Shenzhen-

Honeywell China Inc.
Phone: +(86) 755-2518-1226
Fax: +(86) 755-2518-1221

Indonesia

PT Honeywell Indonesia
Phone: +(62) 21-535-8833
FAX: +(62) 21-5367 1008

India

Automation India Ltd.
Honeywell Ltd.
Phone: +(91) 5603-9400
Fax: +(91) 5603-9600

Japan

Honeywell Inc.
Phone: +(81) 3 6730 7150
Fax: +(81) 3 6730 7228

Malaysia

Honeywell Engineering
Sdn Bhd
Phone: +(60-3) 7950-4776
Fax: +(60-3) 7958-8922

New Zealand

Honeywell Limited
Phone: +(64-9) 623-5052
Fax: +(64-9) 623-5060
Toll Free (0800) 202-088

Philippines

Honeywell Systems
(Philippines) Inc.
Phone: +(63-2) 633-2830-31/
636 1661-62
Fax: +(63-2) 638-4013

Singapore

Honeywell Pte Ltd.
Phone: +(65) 6580 3278
Fax: +(65) 6445-3033

South Korea

Honeywell Korea Co Ltd
Phone: +(822) 799 6315
Fax: +(822) 792 9015

Thailand

Honeywell Systems
(Thailand) Ltd.
Phone: +(662) 693-3099
FAX: +(662) 693-3089

Taiwan R.O.C.

Honeywell Taiwan Ltd.
Phone: +(886-2) 2245-1000
FAX: +(886-2) 2245-3241

SE Asia Countries

see Honeywell Pte Ltd
(Singapore)
for:
Pakistan
Cambodia
Guam
Laos
Myanmar
Vietnam
East Timor

SE Asia Countries

see Honeywell Automation
India Ltd for:
Bangladesh
Nepal
Sri Lanka

EUROPE

Austria
Honeywell Austria GmbH
Phone: +43 (316)400123
FAX: +43 (316)40017

Belgium

Honeywell SA/NV
Phone: +32 (0) 2 728 24 07
FAX: +32 (0) 2 728 22 45

Bulgaria

Honeywell EOOD
Phone: +(359) 2 40 20 900
FAX: +(359) 2 40 20 990

Czech Republic

Honeywell spol. s.r.o.
Phone: +420 242 442 232
FAX: +420 242 442 131

Denmark

Honeywell A/S
Phone: +(45) 39 55 55 55
FAX: +(45) 39 55 55 58

Finland

Honeywell OY
Phone: +358 (0) 20752 2753
FAX: +358 (0) 20752 2751

France

Honeywell SA
Phone: +33 (0)1 60198075
FAX: +33 (0)1 60198201

Germany

Honeywell AG
Phone: +49 (69)8064-299
FAX: +49 (69)806497336

Hungary

Honeywell Kft.
Phone: +36-1-451 4300
FAX: +36-1-451 4343

Italy

Honeywell S.p.A.
Phone: +39 02 92146 307/
395
FAX: +39 0292146377

The Netherlands

Honeywell B.V.
Phone: +31 (0) 20 5656200
FAX: +31 (0) 20 5656210

Norway

Honeywell A/S
Phone: (45) 39 55 55 55

Poland

Honeywell Sp. zo.o
Phone: +48-22-6060900
FAX: +48-22-6060901

Portugal

Honeywell Portugal Lda
Phone: +351 21 424 5000
FAX: +351 21 424 50 99

Romania

Honeywell Bucharest
Phone: +40 (0) 21 2316437
FAX: +40 (0) 21 2316439

Russian Federation (RF),

ZAO "Honeywell"
Phone: +7 (095) 796 98 00
FAX: +7 (495) 797 99 64

Slovak Republic

Honeywell s.r.o.
Phone: +421-2-58247 410
FAX: +421-2-58247 415

Spain

Honeywell S.A.
Phone: +34 (0)91313 61 00
FAX: +34 (0)91313 61 30

Sweden

Honeywell AB
Phone: +(46) 8 775 55 00
FAX: +(46) 8 775 56 00

Switzerland

Honeywell AG
Phone: +41 18552448
FAX: +(41) 1 855 24 45

Turkey

Honeywell Turkey A.S.
Phone: +90 216 578 71 00
FAX: +90 216 575 66 35

Ukraine

Honeywell
Tel: +380-44-201 44 74
Fax: +380-44-201-44-75

United Kingdom

Honeywell Control Systems
Ltd.
Phone: +44 (0)1344 655251
FAX: +44 (0) 1344 655554

MIDDLE EAST

Abu Dhabi U A E
Middle East Headquarters
Honeywell Middle East Ltd.
Phone: +971 2 4041246
FAX: +971 2 4432536

Sultanate of Oman

Honeywell & Co Oman LLC
Phone: +968 24 701153/
Ext.33
FAX +968 24 787351

Saudia Arabia

Honeywell Turki Arabia Ltd
Jubail Office
Phone: +966-3-341-0140
Fax: +966-3-341-0216
Honeywell - ATCO
Dammam Office
Phone: 0096638304584
Fax: 0096638338059

Kuwait

Honeywell Kuwait KSC
Phone: +965 242 1327 to 30
Fax: +965 242 8315
and
Phone: +965 326 2934/1821
Fax: +965 326 1714

AFRICA

Mediterranean & African Distributors

Honeywell SpA
Phone: +39 (02) 250 10 604
FAX: +39 (02) 250 10 659

South Africa (Republic of) and sub saharan

Honeywell Southern Africa
Honeywell S.A. Pty. Ltd.
Phone: +27 11 6958000
FAX +27 118051504

NORTH AMERICA

Canada

Honeywell LTD
Phone: 1-800-737-3360
FAX: 1-800-565-4130

USA

Honeywell Process Solutions,
Phone: 1-800-423-9883
Or 1-800-343-0228
Email: ask-ssc@honeywell.com

SOUTH AMERICA

Argentina

Honeywell S.A.I.C.
Phone: +(54-11) 4383-3637
FAX: +(54-11) 4325-6470

Brazil

Honeywell do Brasil & Cia
Phone: +(55-11) 7266-1900
FAX: +(55-11) 7266-1905

Chile

Honeywell Chile, S.A.
Phone: +(56-2) 233-0688
FAX: +(56-2) 231-6679

Mexico

Honeywell S.A. de C.V.
Phone: +(52) 55 5259-1966
FAX: +(52) 55 5570-2985

Puerto Rico

Honeywell Inc.
Phone: +(809) 792-7075
FAX: +(809) 792-0053

Trinidad

Honeywell Inc.
Phone: +(868) 624-3964
FAX: +(868) 624-3969

Venezuela

Honeywell CA
Phone: +(58-2) 238-0211
FAX: +(58-2) 238-3391

Specifications are subject to change without notice.

Model Selection Guides are subject to change and are inserted into the specifications as guidance only. Prior to specifying or ordering a model check for the latest revision Model Selection Guides which are published at: <http://hpsweb.honeywell.com/Cultures/en-US/Products/Instrumentation/ProductModelSelectionGuides/default.htm>

Model Selection Guide

Honeywell

MC Toolkit (Rugged and I.S.) Multiple Communication Configurator

Model Selection Guide

Model Selection Guide
34-ST-16-61 Issue 8

Honeywell Proprietary

Instructions

- ? Select the key number. Make one selection from each Table.
? A dot (•) denotes unrestricted availability.

Key Number I II III
 [] - [] - [] - []



Ruggedized

Zone 2

Zone 1

KEY NUMBER

Description	Selection	Avail.
MC Toolkit Configurator	MCT202	↓
This MC Toolkit version comes complete with 2 stylus pens, LGx10 charger, integrated HART/DE modem, USB interface kit w/ charger cable, 4' transmitter connector cable & clips and manuals on a CD-rom.		

TABLE I - Safety Approvals

Location Type	Approval Body	Approval Type	Location or Classification	Selection	Avail.
None	No approval body certifications included			ZZ	•
Zone 1 Div 1	FM C-US	Intrinsically Safe	Class I, Div. 1, Groups A,B,C,D AEx ia IIC Zone 1	XF	•
	ATEX	Intrinsically Safe Dust Ignition Proof	Ex II 2G EEx ia IIC T4 Ex II 2D T99°C IP65; Ex II 3D T55°C IP65	XA	•
Zone 2 Div 2	FM C-US	Non-Incendive	Class I, Div. 2, Groups A,B,C,D AEx nA [L] IIC Zone 2	YF	•
	ATEX	Type n	Ex II 3G EEx nL IIC T4	YA	•

TABLE II - AC Power Options

All AC power options accept voltage inputs (Vac) of 90 - 264.		
Universal Connector Type		
	00	•

TABLE III - Options

No Options	00	•
Hard copy of User's Manual	UM	•

Ordering Example: MCT202-YF-00-UM

Model Selection Guide

Honeywell Proprietary
Accessories & Spare Parts

Accessories/Spare Parts	Part Number
CD-ROM (FDC 2.0 software + MC Toolkit software)	51453286-501
Leather carrying case	50017822-001
Spare charger LG x 10 (Universal adaptor)	50025670-001
Stylus pens, set of two (2)	50017823-001
Docking station, adapter and USB cable for computer interface	50017826-001
Docking station with USB cable	50017827-001
Adapter for docking station	50017825-001
USB interface kit with charger cable	50018045-001
Transmitter connector cable	50018046-001
Hand strap	50017824-001
MCToolkit replacement kit (Applicable for MCT101 only)	50020492-501

For More Information

Learn more about how Honeywell's MC Toolkit Configuration Tools, visit our website <http://www.honeywell.com/ps/hfs> or contact your Honeywell account manager.

Honeywell Process Solutions

1860 West Rose Garden Lane

Phoenix, AZ 85027

Tel: 1-800-423-9883 or 1-800-343-0228

www.honeywell.com/ps/hfs

34-ST-03-80

October 2010

© 2010 Honeywell International Inc.

The Honeywell logo is displayed in a bold, red, sans-serif font.